



SUBMITTAL COVER SHEET

PROJECT NAME _____
 LOCATION _____
 ARCHITECT _____
 ENGINEER _____
 CONTRACTOR _____
 SUBMITTED BY _____ DATE _____

UNIT SUMMARY

Quantity						
Unit Designation						
Model No.						
Total Cooling						
Sensible Cooling						
Air Ent. Evaporator						
Air Lvg. Evaporator						
Heating Input						
Heating Output						
CFM/ESP						
EER/SEER						
Electrical						
Minimum Ampacity						
Min.-Max. Breaker						
Net Unit Weight						
Accessory						
Catalog Form Number						

ACCESSORIES:

NOTES:

SUBMITTAL SHEET FOR HIGH EFFICIENCY CONDENSING UNITS:

(-)APL- JEZ, 14 SEER MODELS, 1 1/2-5 TONS [5.28-17.6 kW]
(-)ANL- JEZ, 13 SEER MODELS, 2-5 TONS [7.03-17.6 kW]

JOB NAME _____ UNIT MODEL NO. _____
 CONTRACTOR _____ COIL MODEL NO. _____
 ENGINEER _____ AIR HANDLER MODEL NO. _____
 SUBMITTED FOR APPROVAL RECORD LOCATION _____
 DATE _____ ORDER NO. _____

UNIT DATA

COOLING PERFORMANCE

EFFICIENCY SEER
 TOTAL CAPACITY MBH [kW]
 SENSIBLE CAPACITY MBH [kW]
 OUTDOOR DESIGN TEMP. °F [°C] DB
 TEMP. OF AIR ENTERING
 EVAPORATOR COIL °F [°C] DB
 °F [°C] WB

SUPPLY AIR BLOWER PERFORMANCE

TOTAL AIR SUPPLY CFM [L/s]
 TOTAL RESISTANCE EXTERNAL
 TO UNIT IWC
 MOTOR RATING HP [W]

ELECTRICAL DATA

POWER SUPPLY Hz
 MINIMUM WIRE SIZE AWG
 MAXIMUM OVERCURRENT DEVICE
 FUSES/HACR BREAKER AMPS

CLEARANCES

ACCESS SIDE 24" [609.6 mm]
 AIR INLETS 6" [152 mm]
 ABOVE UNIT 60" [1524 mm]

FEATURES FOR (-)APL- JEZ/(-)ANL- JEZ SERIES

- The *Comfort Control System™* provides on-board diagnostics and fault history for condensing units with single-phase compressors by detecting system and electrical problems without adding sensors. It can also communicate "fault codes" to enabled "L terminal" thermostats. The integrated diagnostics with *Active Protection™* prevents compressor operation when potentially harmful conditions are detected.
- Features an exclusive 7-Segment LED Display. The information display quickly and accurately shows technicians the source of malfunctions.
- Compressor sound blanket is standard to provide quiet operation.
- R410-A Refrigerant
- High Efficiency
- Scroll Compressor
- All refrigerant connections are on the exterior of the unit, located close to the ground for neat appearing installations.
- Powder painted galvanized steel cabinet. The full wrap-around louvered grille protects the coil from damage.
- Copper tube—aluminum fin coils are used on all models.
- The control box is located in the top corner of the cabinet providing for easy access through a service panel.
- Service valves are standard on all models.
- Power and control wiring are kept separate.
- Separate compressor compartment for easy service access.
- Drawn, painted base pan for extra corrosion resistance and sound reduction.
- The automatic high and low pressure controls, and hard start components are standard.
- The filter drier is standard on all models.
- Certified and rated under ARI Standard 210.
- U.L. and cUL listed.
- Factory limited warranty on all parts as follows:
 Compressor.....Ten (10) Years
 Any Other PartFive (5) Years

(-)APL- JEZ/(-)ANL- JEZ Series Conditional Replacement Warranty:
 Manufacturer will provide a replacement model (if an exact replacement is not available, an equivalent product will be provided) to the original purchaser if the compressor fails within 5 years. See product warranty card for additional information.

FIELD INSTALLED ACCESSORIES

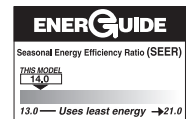


Low Ambient Control
 Compressor Crankcase Heater

Featuring the *Comfort Control System™*

- Increased Reliability
- On-Board Diagnostics
- Fault Recall
- *Active Protection™*



R410A
 earth friendly refrigerant



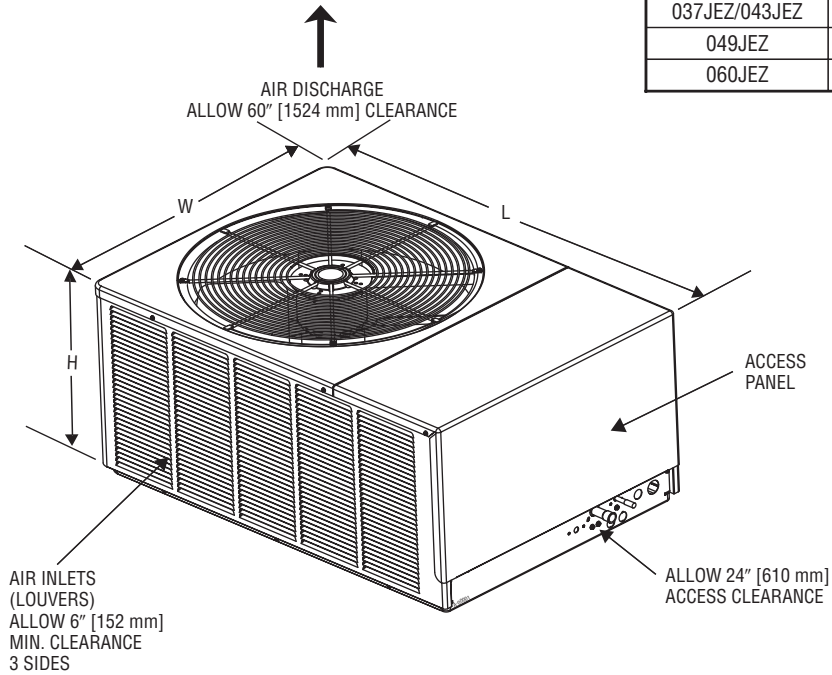
**"Proper sizing and installation of equipment is critical to achieve optimal performance.
 Ask your Contractor for details or visit www.energystar.gov <<http://www.energystar.gov/>>."**

DIMENSIONS

Model Number (-)APL-	Height "H" (Inches) [mm]	Length "L" (Inches) [mm]	Width "W" (Inches) [mm]
018JEZ/024JEZ	19 [483]	40 ¹ / ₂ [1029]	27 ⁵ / ₈ [702]
030JEZ	29 [737]	44 ³ / ₈ [1127]	31 ¹ / ₂ [800]
036JEZ/042JEZ 048JEZ/060JEZ	33 [838]	44 ³ / ₈ [1127]	31 ¹ / ₂ [800]

Model Number (-)ANL-	Height "H" (Inches) [mm]	Length "L" (Inches) [mm]	Width "W" (Inches) [mm]
024JEZ/031JEZ	19 [483]	40 ¹ / ₂ [1029]	27 ⁵ / ₈ [702]
037JEZ/043JEZ	23 [584]	44 ³ / ₈ [1127]	31 ¹ / ₂ [800]
049JEZ	29 [737]	44 ³ / ₈ [1127]	31 ¹ / ₂ [800]
060JEZ	33 [838]	44 ³ / ₈ [1127]	31 ¹ / ₂ [800]

[] Designates Metric Conversions



SPECIAL NOTES ON EQUIPMENT:

Before proceeding with installation, refer to installation instructions packaged with each model, as well as complying with all Federal, State, Provincial, and Local codes, regulations, and practices.

RHEEM
MANUFACTURING
COMPANY
5600 Old Greenwood Road, Fort Smith, Arkansas 72908

"In keeping with its policy of continuous progress and product improvement, Rheem reserves the right to make changes without notice."